

# The Broken Prop



## St. Clair County R/C Propbusters

Model Aviation Club Goodells, Michigan

[www.SCCPROPBUSTERS.com](http://www.SCCPROPBUSTERS.com)

A.M.A. Charter Club #1762

November 12, 2007

### President's Perspective

*By Gary Smedes*

Well by now most of you have probably 'winterized' your collection of airplanes and possibly your hanger. As you do that be sure and take a good look at them and make a mental note of parts you may need for alterations or repairs. These tweaks and repairs are a great way to pass the winter away.

And if you find that you are in need of parts, be sure to mark your calendars for the December Swap on the 9th. Of course, if you had a bad year like me, you'll be looking for whole airplanes. On the other hand, you may be looking to get rid of some extra parts or possibly an airplane that just doesn't fly the way you like it to. What ever your choice, make sure you get out to the swap and take a look around. There's always something to buy, not to mention the raffle. We will be discussing the final details at the next meeting if you have any suggestions or would like to volunteer to help.



Also at the meeting, we will be accepting nominations for 2008 Club Officers. For the past three

years the same officers have held their positions and things seem to be rolling along smoothly. However, sometimes 'new blood' can spice things up. Be sure to come to the meeting and make your choice.

Time is closing in quickly if you haven't renewed your dues for next year yet. Save yourself ten bucks and pay up before the deadline of Dec. 31st.

Oh, and by the way, if you have put your planes away for the year, be sure and leave one that is easy to get to in case you decide you want to try flying with skis this year. It's a lot of fun and you still have to come out to the New Years Fun Fly on New Years Day... skis or not.

*Hope to see you at the meeting!*



#### **Club Meetings**

Second Wednesday of each month, 6:00pm at the Community Center Building, Goodells County Park. Summer- weather permitting meetings are held at the field.

#### **Club Breakfast**

First Saturday of each month, 9:00 at Cavis Pioneer Restaurant on Lapeer rd. West of Wadhams rd. Flying afterwards

#### **Come and join us!**

Club Meetings and Breakfast are open to everyone, if you are an experienced pilot, or just thinking about getting into R/C, Come check us out.

**The Propbuster R/C flying Club is located at the Goodells County Park**, 8345 County Park Drive, Goodells MI 48027. The flying field is just West of Castor rd. -off the parks East parking lot . *The general location of the park is South of Lapeer rd. -about 10 miles West of Port Huron.*

**42° 59' 02" N - 82° 39' 02" W**

#### **President**

Gary Smedes 586-727-4507

#### **Vice-President**

Doug McLaren 586-201-8048  
mclarenintl@hughes.net

#### **Secretary & Webmaster**

Keith Graham 810-966-1494  
keith@sccpropbusters.com

#### **Treasurer & Newsletter Editor**

Ed Olszewski 810-367-6367  
proptreas@comcast.net

#### **Safety Officer Field Marshall**

Mike Grant Tom Nichols

#### **Instructors**

Ed London 810-325-1362  
Ed Olszewski 810-367-6367  
Greg Feyers 810-367-3924

**Directors:** Sheila Olszewski,  
Todd Litke, Brian McLaren

#### **79 Members strong**

2008 Membership & Renewals-37

**For the Latest-Greatest Information,  
Schedule, Photos, Announcements.**

Go to :

**[WWW.SCCPROPBUSTERS.COM](http://WWW.SCCPROPBUSTERS.COM)**

## Meeting Minutes

by Keith Graham- Secretary



The October 10th meeting was held at the Community Center building with 16 members present and started at 6:09 pm. Doug/Doug Sr. made a motion to accept the secretary's report as read by Keith. Doug/Keith made a motion to accept the treasurer's report as read by Ed O. and pay bills of gas and parts to Ed London and reimburse postage to Sheila.

For Old Business, Gary reminded members about the November officer nominations and dues renewal. See Keith to receive your new membership card. Up-coming swap meet flyers and club newsletters from the Pontiac Miniature Aircraft Club (PMAC), the Whirlybirds, and the River District Eagles were reviewed.

For new business, a definition of a "good deal" for a tractor was requested. Gary felt getting a repair quote for the Cold Duck would give a base-line for prices. One item needed for the cold duck is a new set of tires. After some discussion, \$1,000 seemed to be a good price. Ed provided a repair quote he received that totaled \$980, based on the mechanic not seeing the duck in person. Another quote was for \$2,000 to \$2,500 depending on parts but would include rebuilding the engine, which currently has a crack that was patched. It was decided to continue looking for a replacement tractor while getting further repair quotes. Gary Smedes offered use of his trailer to transport the duck to a mechanic. Sheila suggested replacing the seat on the duck if we keep it.

It was suggested moving more money to the equipment fund. Ed stated that it would be necessary to wait until after the first of the year as the money in our available checking account is 2008 dues monies and would be up to the discretion of the 2008 officers.

We talked about winterizing the duck, checking the water (antifreeze) level and oil. Tom and Ed volunteered they will be working on the gang mower; doing rebuilds and repairs on selected parts.

Doug M/Doug made a motion to authorize spending up to \$500 on repairing the gang real mower during the winter. Tom provided that the Woods only needs pulling the battery now and changing the oil in the spring. Sheila volunteered to have salt added to the port-a-john.

Gary brought up December Swap preparations. Doug, John Diver, Sheila O, and the Henry's volunteered to handle the kitchen. We discussed whether or not eggs will be added to the menu. Electric griddles would be needed. The Henry's will bring a coffee pot (already full of coffee). Ed O reminded the volunteers that anyone handling money can't handle food or plates and vice-versa. Ed O. will see if we can get additional tables brought in. Doug M. will handle precooking the sausage.

We talked about an airplane for the swap meet raffle. Doug/Al made a motion to spend up to \$150 for a raffle prize for the swap. Sheila was nominated to handle the purchase.

Sheila gave an update on table reservations for the swap and John Henry volunteered to bring in a microphone and amp for making announcements. We handed out some flyers for our swap. There was a suggestion to make a Flea Market type flyer to target non-RC members. No support for this motion was found. We discussed the start time for the swap. Kitchen and table setup will be from 7 to 8. Vendors will set up from 8 to 8:30 am. Breakfast starts when the doors open to the public at 8:30 am.

Gary voiced his opinion that field rules should apply for small electric planes, like Park Flyers. It was reminded that while at an event, ALL pilots must use a flight station and a spotter. It doesn't matter what type of plane is flown. Since this was the case Gary was talking about, he let the issue rest.

In response to an email the club secretary received, we asked if anyone knew who was flying electrics near Central Middle School in Port Huron. No one had.

We welcomed one of our new members present at the meeting, James S. Gary read an ad from Advantage Hobby.com. The club receives 2% of the sales made. He also read an announcement about the upcoming vote for AMA club officers. Our district VII representative, Bill Oberdieck, is running for the office of AMA president. Check out his statement at [www.oberdieckforpres.org](http://www.oberdieckforpres.org).

Doug/Sheila made a motion to close the meeting at 7:18 PM. Motions passed.

### Next time it rains, We got drains!

Ed London, with the help of John Diver and the park workers installed 4 French drains in the lower areas of the field. Areas near the flight line were chosen for obvious reason, along with the low spot by the gate entrance to the pit area. Hopefully this will minimize the flooding in the spring, and allow a more pleasurable use of the field earlier in the year. Be sure to thank Ed London, John Diver, and the park guys for getting it done!



<i>St. Clair County Propbusters</i>	
<b>Financial Report Summary</b>	
<i>Nov , 2007</i>	
<b>Beginning Balance</b>	<b>\$3613.74</b>
<b>Income:</b>	
Dues	\$ 205.00
donations	<u>\$ 10.00</u>
<b>Total:</b>	<b>\$ 215.00</b>
<b>Expenditures:</b>	
Stamps	\$ 8.20
Tractor parts/gas	\$ 55.91
checks	<u>\$ 19.25</u>
<b>Total:</b>	<b>\$ 83.36</b>
<b>Ending balance:</b>	<b>\$1745.38</b>
<b>Equipment Fund:</b>	<b>\$2000.00</b>
<b>Grand Total:</b>	<b>\$3745.38</b>

# Some Bits and Pieces

By Jack DeLisle

We got blown out of our last scheduled Float Fly of the season but instead of staying home and moping we went to the Marine City airport and took a few pictures. Gary Wilkerson had called me and said that , because of the wind, he and a few others were going to the airport and watch the Pitts full scale Bi-Planes do some acrobatics.

Nan and I got there around ten and Gary and Al Fournier was already there and shortly after Sheila and Ed Olszewski pulled in and shortly thereafter the show got in the air, so to speak.



Eddie O and the other Pitts (there were two Pitts there, both nice).

Nan and I left before the plane standing behind Ed took off and did it's thing but I got a hunch he got blown "out of the box" too. Both Sheila and Nan had put on an extra layer of jackets and they were still not comfortable and I was hungry so it was a good time to pull stakes and head for a nice restaurant. Which Nan and I did.



The owner had a German name: Hugo Ritzenthaler, and a German accent and I asked why he wasn't flying a Walter Extra plane and he said he was in Germany and went to the factory and they weren't very receptive about him buying a plane so he left and bought the Pitts.

First up was the beautiful newer Pitts Special and is flight proved that the wind was quite strong because he was far enough and high enough away that I couldn't see if his maneuvers were "good" or not? In fact at one point he was in the clouds and I couldn't see him at all. I think you have to have a special license to fly aerobatics at a low level ? Otherwise you have to stay above 5,000 feet


Anyway, the ship was beautiful and just being there was worth it because how often do you get to examine and touch one of the premier aerobatics plane? In fact, the Pitts was Top Dog until the likes of the Extra and Sukoi hit the scene

For you people who use a computer and are tired of playing Solitaire I came across a free program from Google called Sketchup

( [sketchup.com](http://sketchup.com) ) and it's a full blown 3D Cad program and you can download finished models from Google's 3D Warehouse to get started. A drove of already finished models like F1 racers to the White House and integrate them into your "work".

I got my info from the Popular Science magazine and have since seen it else ware.

I haven't really delved into the program enough yet but if you are beating Solitaire pretty regularly???????

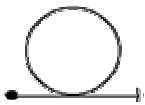


## Aerobatic Maneuvers


Compiled by Ed Olszewski

While watching some full scale Pitts Bi-planes do their routines at a local airport, I noticed their friends called out and evaluated their performance. Boy, I thought we R/C'ers could be tough on our buddies! As I listened, I realized I knew very few names of the maneuvers, or the differences between similar maneuvers other than a loop and a roll.

In full and R/C aerobatic flying pilots use aerobatic figures to note the maneuvers, and they are not too difficult to understand. You start with the dot, finish with the slash and do what is in between. A dashed line is inverted flight.



The **Loop** is easiest to understand, and do. In a perfect loop the pilot pulls back the elevator, flies in a vertical circle, and exits at the same altitude he entered with a smooth transition, basically flying through the same space he started in.



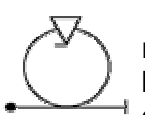
An **Outside Loop**, the pilot pushes forward the elevator, flies in a vertical circle (canopy outside), and exits at the same altitude he entered.



The **Aileron Roll** is started by pulling the nose slightly up. The aileron is fully deflected in the direction of the roll, and is maintained in that position till the roll is completed. Aileron rolls are flown with the rudder and elevator in the neutral position during the roll.



The **Barrel Roll** is a combination between a loop and a roll. You complete one loop while completing one roll at the same time. The flight path during a barrel roll has the shape of a horizontal cork screw. Imagine a big barrel, with the airplanes wheels rolling along the inside of the barrel in a cork screw path.



An **Avalanche** is the basic loop with a roll (usually a snap roll) at the top of the loop. The roll should be centered at the top of the loop.



Snap Roll

**Snap rolls** also have to be flown normally on a straight line. A snap roll is similar to a horizontal spin, but it is an autorotation with one wing stalled.



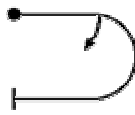
Outside Snap Roll

In the **regular snap**, the plane has to be stalled by applying up elevator, with both aileron and ruder the same direction.

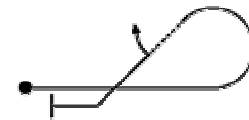
In an **outside snap**, the plane is stalled by applying down elevator, with both aileron and rudder in opposite directions.



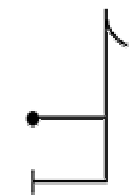
The **Immelman** starts with a half loop to inverted flight. A half roll then results in horizontal upright flight. This is one of the maneuvers that have been used in WW I to reverse direction.



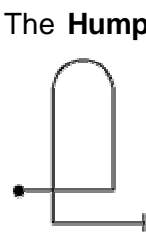
The **Split-S** starts with a half roll to inverted followed by the second half of a loop downward. A very similar maneuver to the Immelman that it is used to reverse the planes direction.



The **Half Cuban Eight** starts with a five-eighths of a loop to a down-line at a 45° angle. The plane is inverted at this point. Centered on this downline is a half roll from inverted to upright. A pullout to horizontal completes the figure. A very clever pilot can combine two half Cubans, and do a full Cuban Eight.



The **Hammerhead** starts with a quarter loop, to a vertical line straight up. When the plane has slowed enough, and sufficient altitude is achieved, full rudder initiates the turnaround. The pivot is stopped when the nose points straight down. Elevator and rudder are used to keep the nose pointing straight down. The pivot must be completed within one wingspan. Rolls on the downline require only aileron input if the plane is trimmed correctly. Another quarter loop brings the plane back to level flight.



The **Humpty-Bump** starts with a quarter loop to a vertical climb. A half loop then results in a vertical down-line. The figure completes with another quarter loop to horizontal flight. The looping part on the top of the figure does not have to be the same radius as the two other looping portions (the quarter loops going into and coming out of the humpty). Again the figure can have optionally rolls on both the up-line and the down-line. As much fun to do as it is to say!

You do not have to be an IMAC champ to do a few maneuvers when you are out for an afternoon fly. There are a lot of maneuvers to try out and some are easy to do, some will require a lot more practice. Just pick one, and practice it several times while you are up, in no time you will have it down. Then try out another. For more information on the web go to:

<http://www.iac.org/begin/figures.html>

[http://en.wikipedia.org/wiki/Aerobatic\\_maneuver](http://en.wikipedia.org/wiki/Aerobatic_maneuver)

<http://www.geistware.com/rcmodeling/aerobatics/maneuvers/index.htm>

# Classifieds

**GREATPLANES TRAINER**, Super Tiger 40 motor, HiTec 4 channel radio, Hobbico 12V Starter . Used very little  
ALL FOR 175.00  
TOM NICHOLS 987-2546

**Hangar 9 Easy Fly 40 trainer** plane ready to fly with OS LA 40, Hitec radio system and servos. \$175.00 OBO  
Josh O 810-367-6367

**Kadet Senior**-3channel w/os 4 stroke ran once  
**Piper Cub**-4channel w/os .32  
**Futaba 6x** super pcm 1024 new in box  
**Field Box**-Great Planes Complete  
**Trim Iron, Heat Gun, Extra 12v Starter**  
Mark Stein 810-357-1636

**ALTEC PLAITUS PORTER PC 6** - ASP 60 2 cycle engine, receiver on channel 34 and all servos. Asking \$190.00

**BALSA USA NORTHSTAR** - Land and Sea Plane -Never Flown- It has an ASP 46 2 cycle engine, all servos and a new HiTec Flash 5 transmitter and receiver (channel 13). Asking \$350.00

**GREAT PLANES FIREBAT ELECTRIC** Extra motor, Channel 34 Receiver, Servos and speed control Asking \$100.00

**Engines** - ASP 108 (new), Royal 28

**Other Items** Retract Air Pump, Balancer, Robart Incidence Meter, Black Barron Iron, Futaba R127 Receiver on channel 34, Small Retracts, RAM Recycler, 1200 ma flight packs, Air Brush, Chargers, TME Auto trickle Adapter, willing to negotiate on all prices.  
LEONARD KUHN Tel 810-765-8801

**Dave Patrick Ultimate 40** ready to fly with an O.S.50 SX, Tower ts 35 servos, receiver, 1100ma. 6v. battery, MPI volt meter. The plane is in good condition but has not flown in 2 years. asking \$350.00 o.b.o

**Great planes extra 300 40** with Super Tiger G51 ringed engine, Futaba s3003 throttle, futaba s3004 elevator, MPI on off charge switch with voltage indicator built in. This plane has many flights and a couple hard landings but still looks and flies good. asking \$100.00 o.b.o.

Matt (586)771-7729 (home) or (586)596-8837 (cell) or e-mail at panicman98@hotmail

**Propbusters Swap December 9th**, at the Community Center Building. Buy, Sell, or trade Planes, Helicopters, Boats, Cars-anything R/C related!

If you are interested in a table, Call Sheila O. @367-6367. Pass the information along at work, local stores and gas stations. Download a flyer from our website:

[www.SCCPROPBUSTERS.com](http://www.SCCPROPBUSTERS.com)

### Classified ads are free

Please e-mail to proptreas@comcast.net  
Or send them by U.S. mail to the editor  
Or call 810-367-6367

**Omega 2 Meter Glider.** 78" w/s, ailerons, "V" tail, Avox Brushless motor and gearbox, Castle creations ESC, servos. Just add receiver to fly. Mike Roberge



**12 V starter** Hangar 9 \$10.00  
**OS FS 61** 4 stroke engine  
Never mounted or started \$140.00 OBO  
**Sea King Kit** seaplane -new in box (unbuilt).  
Fiberglas Fuselage, Balsa covered foam wings \$160.00  
**Aspire** Hangar 9, 2 Meter electric sail plane. Excellent condition. Includes Hitec Focus 3 radio (3channel) system, flight battery, charger. Ready to fly \$170.00  
Ed Olszewski 810-367-6367

### Various transmitters

	Call
<b>120 Stinger</b> airframe	\$ 75.00
<b>Futaba, HiTec, JR</b> Wall chargers	each \$ 5.00
<b>TD3D Electric mini</b> -built up ARF- With Electronics and Brushless motor	Call
<b>Pylon Props</b> D1 and D2 APC	
Various wood props, various wheels	Call
<b>TME simple smoke system</b> w/regulator	\$ 50.00
Hobbystar 60 mk2-complete RTF or airframe	Call
Ray Dart 326-0929	

For your **Pre-Mix 2-Cyle Oils** and all **AMSOIL** Products Archie Kammer, your Independent **AMSOIL** Dealer.  
810-329-3276 cell 810-300-2214  
e-mail kammercfva@earthlink.net



### Wise Do It Best Hardware and Hobbies

1309 Clinton Ave- St. Clair, MI 48079 810-329-3141  
Not just your fathers hardware store any more. We now have an R/C hobby section, with some great deals!

### Budget RC

Manufacturer of high quality foam aircraft at a price you can afford, check out our new BRC Hornet for \$37.99!  
[www.budgetrc.com](http://www.budgetrc.com)

**Pastime Hobbies** R/C aircraft/car/boat equipment and supplies, Hobby supplies of all types.

Phone (810) 982-2874, Toll Free 1-888-475-0640  
Open Mon-Wed 10 to 6 / Thurs Fri 10 to 8 Sat 10 to 5:30  
2700 Pine Grove #16 Grove mall Port Huron MI

### Propbusters Club Attire

**Club Caps** are available for purchase from the club at \$13.00 each. Each is custom embroidered for our club, and have a green brim. Contact Sheila 367-6367



**Club Embroidery** is available for coats and other attire By Heather Jones, Contact Carl Jones for more information.

## Announcements & Upcoming Events

<b>November</b>	
14th-Club meeting	6:00 PM
<b>December</b>	
1st-Club Breakfast	9:00 AM
9th- Propbuster Swap	9:00AM
12th-Club meeting	6:00 PM
<b>January</b>	
1st-First fly -Propbusters field	HighNoon
5th-Club Breakfast	9:00 AM
9th-Club meeting	6:00 PM
9th-Skymasters Symposium	7:00 PM
27th-RCCD SWAP	9:00 AM

Get the latest updates on club and local R/C events and activities on our website  
[www.SCCPROPBUSTERS.com](http://www.SCCPROPBUSTERS.com)

### 2007 Propbusters Special Events

December 9 Propbuster Swap

### 2008 Propbusters Special Events

June 14 Inter-Club Fly In  
 July 5 Bi-Plane Rally  
 July 26 4-H Fair R/C Demo  
 September 6 R/C For Charity Fly In

### Propbusters Swap has moved this year to December 9th.

It will still be in the County Park Community Center building. Hopefully the new date will bring us better weather, and no swap conflicts. It's time to put some stuff aside to sell- or money to buy something new. Admission is 3 bucks. Don't forget, a pancake breakfast is available at the swap! Doors open to the public at 8:30 We are limiting table reservations to one per person, but more are generally available the day of the swap, you may bring your own extra table, but let us know to reserve some extra space. If you are interested in a table, call Sheila O. @ (810) 367-6367, or e-mail [proptreas@comcast.net](mailto:proptreas@comcast.net). Please post some flyers available on the website. For last minute info go to [www.sccpropbusters.com](http://www.sccpropbusters.com)



So far we have over 25 reservations! This promises to be our best year ever. If you have a table or two you can bring, please let Sheila know.

**So far 37 members have paid their 2008 club dues.** No need to fill out a membership form if nothing has changed (phone number, address, e-mail address-etc). If anything has changed- you can get a form on line or by calling any club officer. All Junior (free) members must fill out a membership form, otherwise it would be impossible to keep track of you.

**15.00 -Senior members (born on or before 6/1/46)**

**25.00 - Regular members (born on or before 6/1/89)**

**No fee - Junior members (born after 6/1/89)**

**Late Fee- Add 10.00 (to all renewal dues paid after Dec. 31)**

Avoid paying the late fee after December 31, take a few minutes and make check payable to: **SCC Propbusters**


**Mail to: 1806 Chestnut St. Port Huron, MI 48060**

You should receive your 2008 membership card in about 2 weeks


Editor- Ed Olszewski  
 7147 Main  
 Smiths Creek MI 48074  
[proptreas@comcast.net](mailto:proptreas@comcast.net)

## *-The Broken Prop-*

**November 12, 2007**



*St. Clair County R/C*



*Prop Busters  
 Goodells, Mi*

*Remote Control Model Aviation Club*

Visit us on the web at [www.SCCPROPBUSTERS.com](http://www.SCCPROPBUSTERS.com)