

Club Meetings

Second Wednesday of each month, 6:00pm at the Community Center Building, Goodells County Park. Summer- weather permitting meetings are held at the field.

Club Breakfast

First Saturday of each month, 9:00 at Cavis Pioneer Restaurant on Lapeer rd. West of Wadhams rd. Flying afterwards

Come and join us!

Club Meetings and Breakfast are open to everyone, if you are an experienced pilot, or just thinking about getting into R/C, Come check us out.

The Propbusters R/C flying Club is located at the Goodells County Park, 8345 County Park Drive, Goodells MI 48027. The flying field is just West of Castor rd. -off the parks East parking lot . *The general location of the park is South of Lapeer rd. -about 10 miles West of Port Huron.*

42° 59' 02" N - 82° 39' 02" W

President

Gary Smedes 586-727-4507

Vice-President

Doug McLaren 586-201-8048
mclarenintl@hughes.net

Secretary & Webmaster

Keith Graham 810-966-1494
keith@sccpropbusters.com

Treasurer & Newsletter Editor

Ed Olszewski 810-367-6367
proptreas@comcast.net

Safety Officer Field Marshall

Mike Grant Tom Nichols

Instructors

Ed London 810-325-1362
Ed Olszewski 810-367-6367
Greg Feyers 810-367-3924

Directors: Sheila Olszewski,
Todd Litke, Brian McLaren

79 Members strong

2008 Membership & Renewals-44

New Member:

Daryl Wellman

For the Latest-Greatest Information, Schedule, Photos, Announcements.

Go to :

WWW.SCCPROPBUSTERS.COM

The Broken Prop



St. Clair County R/C Propbusters

Model Aviation Club Goodells, Michigan

www.SCCPROPBUSTERS.com

A.M.A. Charter Club #1762

December 3, 2007

Editors Corner

Ed Olszewski

I thought I would shake things up a bit this month and move Gary's usual column to the third page.

As most members are aware, club officer nominations were last month and are now closed. It will be safe to come to the December meeting and cast your vote for the candidate of your choice. It is your club.

Preparations for the December 9th Propbusters Swap are all but complete. Our big prize this year is a "U-Can-Do" 46-you need not be present to win. Be sure to tell friends, neighbors, and co-workers to come out and see what is offered. There will be some great deals and allot of new vendors this year. This promises to be our best swap yet with over 33 vendors! Also, if you have a spare table, and a little extra room, bring it along—hopefully we have enough, but we may need some extra tables.

The official nominees for the club officer positions are:

President: (Incumbent) Gary Smedes - Ed London.

Vice President: (Incumbent) Doug McLaren - Kirk Churchill.

Secretary: (Incumbent) Keith Graham -Uncontested

Treasurer: (Incumbent) Ed Olszewski -Uncontested

St Clair County R/C Propbusters

R/C SWAP MEET



New date this year!

Sunday, December 9th, 2007

8:30 am to 12:00 pm \$3.00 ADMISSION

Breakfast \$5.00



FREE TABLE SPACE - If you have something to sell that is R/C related, Call Sheila O. at (810) 367-6367 or e-mail

proptreas@comcast.net to reserve a table today. Be sure to arrive a ½ hour early to set up your table.

PANCAKE BREAKFAST-

Don't stop along the way. Come for the Pancake, Sausage, and Coffee Breakfast!

LOCATION: The Community Center Building at Goodells County Park

8345 County Park Drive, Goodells MI 48027

GPS 42°59' 0" N (42.9839), 82°39' 7" W (-82.651 9)

For online directions and more info go to:

www.SCCPROPBUSTERS.COM

Meeting Minutes

by Keith Graham- Secretary



The November 14th meeting was held at the Community Center building with 14 members and started at 6:07 pm. We began the meeting by passing out newsletters from SMAC, Westlake, the Eagles, Wing Nuts, RCCD, Holly Cloud Hoppers, the Whirly Birds, and PMAC. We also passed around campaign statements from the 3 individuals running for AMA president. A December 31st Snow Fly advertisement for the Flint Aero RC Club was also circulated.

Doug/Mike made a motion to accept the secretary's report as read by Keith and Doug/Doug made a motion to accept the treasurer's report as read by Ed and pay bills.

For Old Business we discussed any open issues with the swap. Ed O. feels tables might become an issue. We have 31 tables currently reserved. If anyone has any tables that they could bring and have available in their car if needed, this would be appreciated.

Sheila was nominated to bring a TV and Keith volunteered to provide a DVD player for use during the swap and the O's will provide the videos. Mike is still working on the raffle prize. We also discussed whether or not we would have enough electric griddles. Gary will check our supply of raffle tickets and Sheila reported that Maxine volunteered to help in the kitchen. I will contact other clubs to get the word out about the swap.

For Field Winter Preparation, Sheila stated that she is still working on getting the port-a-john winterized. Ed L. supplied that they've moved three reels from the gang reel mower to his house, but they haven't started repairs yet.

Gary briefly reminded members they have one more meeting left to renew dues which prompted three members to renew.

Sheila provided three cold duck repair estimates. Ed L/ Stan made a motion to accept the estimate from Mark Lapensee to repair the duck for \$900. This estimate included doing the electrics, clutch, and manifold. Mark will work on the duck through the winter. This estimate included \$350 for labor and the rest for parts. Gary S will handle transporting the duck to Mark and Ed O. volunteered to be the contact person for Mark if any problems arise.

Ed L informed the club that the French-drains have been completed.

For New business, Stan suggested moving the shed closer to the flight station area so we can use it during the colder months. We discussed the problems that resulted the last time we moved the shed to land that was not covered in our lease. We're allowed to cut the land and to use it for parking, but not to put any structures on it. Ed O. will look into this with the park.

Nominations: After opening for nominations for 2008 club officers, the following were received from Stan and Sheila.

President: Gary Smedes and Ed London

Vice President: Doug McLaren and Kirk Churchill

Treasurer: Ed Olszewski

Secretary: Keith Graham

Nominations are closed and voting will occur at the December meeting.

We revisited the swap menu and decided that we have eggs, sausage, coffee, hot chocolate and OJ (orange juice) with John Diver being volunteered to handle the eggs. We again went though the reason for a weak turnout at our last swap. We discussed the menu pricing for the swap and it was decided \$5 for the special, which includes the drink of coffee, water, or hot chocolate. OJ costs an additional \$1. All drink refills \$1.

For Safety Issues; we need to remind members to perform preflight inspections. We want to reinforce safety is everyone's responsibility. We also had a report of a member flying that wasn't checked out by Ed L. and that was observed flying in a reportedly unsafe method. Gary supplied that the board would contact that individual.

Gary read an ad that we received for a Trackstick GPS device that could be put into a plane to track flight information. Anyone interested in this advertisement should see the club Secretary for a copy.

To help new pilots get flight experience without wrecking their plane, Ed O. suggested that the club provide a USB trainer cable from GWS that could be used with someone's radio with a free flight simulator called FMS (Flying Model Simulator) that can be downloaded from the internet. The club could charge a deposit for the cable. The pilot would have to provide their own computer. Ed/Doug made a motion to spend up to \$100 to purchase 4 cables (one of each type) and blank disks to contain burned copies of the flight simulator. Mike Grant volunteered to handle purchasing the cables through his store. The cables plug into the buddy-cord jack on the member's radio and to a USB port on a computer. I provided an example of this flight simulator on my laptop using my Real Flight G2 controller. After calibrating the controls, the program was very impressive, especially for something that's free.

Doug/Sheila made a motion to close the meeting at 7:18 pm. All motions passed.

<i>St. Clair County Propbusters</i>	
Financial Report Summary	
<i>December 3 , 2007</i>	
Beginning Balance	\$3745.38
Income:	
Dues	\$ 155.00
Total:	\$ 155.00
Expenditures:	
Stamps	\$ 8.20
Plane	\$129.00
Total:	\$ 137.20
Ending balance:	\$1763.18
Equipment Fund:	\$2000.00
Grand Total:	\$3763.18

President's Perspective

By Gary Smedes

For the first time in 4 years the Presidency is in jeopardy. Yes, believe it or not, there were some nominations made at the November meeting. And not only the Presidency but the Vice Presidency as well. In addition to these nominations, there was one more which blanketed the entire Board to remain 'as is' for one more year.



There's been a lot of talk about writing up campaign statements for the newsletter. I think that's a great idea. However, I'm not a politician. Never claimed to be. But I have been the President of the Propbusters for four years. The last three in a row. I think I'll let that speak for it's self.

In the last three years we've doubled the membership. This brings more friendship, talent and a lot of new stories to tell. That's the whole idea of a club – having fun with friends in a hobby that you enjoy.

The larger membership also helps with the budget. Unlike some clubs, our dues are not over priced. In the last three years we have managed to save enough funds



to give the 'Cold Duck' a much needed rebuild. That's after all of the improvements that we've made to the field. Some of those improvements were adding drains in strategic places and adding a driveway/parking area to make the field more accessible

in the Spring and after heavy rains. These are only a couple out of many improvements and there are more in the works.

Speaking of the budget brings us to the Treasurer of your club. Ed O. has been with me in the past three year and has done a fantastic job of keeping track of the clubs' financial records and banking needs. If you've been to any of the meetings you'll know, with the help of his wife Sheila, the two of them play a vital role in keeping the club on track. They are both knowledgeable in the club rules, bylaws and processes and typically do a lot of research on projects that have been put on the books so that we (the club) can make the right decisions when the time comes. (Thanks Sheila).

Speaking of books brings us to the secretary, Keith G. He also has been with me for the last three years and also doing an excellent job. You may think that all he does is take notes at the meeting and type them up when he gets home but there's a lot more to it than that. He also has to keep AMA happy by managing all the information and paperwork on all 78 members not to mention keeping track of who's paid their dues and who hasn't and making up the membership card for all of them. On top of all of that he manages all official correspondences and manages the website.

As for the Vice President, he also has been with me for the last three years. His job is to fill in any one of the officer positions should one of us not be able to. Having been a member of the Propbusters since day one, he is perfectly capable and knowledgeable enough to step in when needed.

So if you want to call this a campaign speech, then there it is. I cannot sit here and say that the club is where it is today because of me. I volunteer my time, efforts and assets as much as any other participating member. However it is a collective effort between members and officers that keeps the club running smoothly. Because of that, I am campaigning for the current Board of officers to remain in office for one more year.

Be sure and come to the next meeting to cast your vote. We may not remain in office without it and that could affect the future of the Propbusters.

If by chance I am voted out of office I would like to say 'Thank You' to all that have supported and helped me in the last few years. And that goes for the members of any other local clubs and anyone outside of the hobby. Whether I remember to tell you or not, if you've helped me in one way or another it has not gone un-appreciated. Without your help I would be hard pressed to call this a hobby. Hope to be there next year.

On to regular business. Next weekend, Dec 9th, is the new date for the Propbusters annual Swap Meet. If have something to sell call and reserve a table today. They are going fast and we may actually run out of space. As of Friday there were 31 tables reserved, the most we've ever had. If you can, please come early to help set up before the doors open. There's a lot of tables and chairs to be setup in a short amount of time along with the tv/dvd setup and possibly some lite kitchen work. If you have a folding table that you can bring, please do. We may not need it but we would like to have some extras, just in case. Last year for the raffle prize, Gary from Pastime Hobbies was kind enough to sell us this Cessna model at a great discount. (see photo). Gary has helped us many times in the past and thank we him for all of his support. This year we have obtained a 46

size 'U Can Do' ARF from Mike Grants' company; Wise Do It Best Hardware and Hobbies. Mike has donated many items in the past for our spring raffles and we thank him for his support also. So if you are looking to buy something for Christmas or looking to reduce some inventory, this is the place to do it. Hope to see you there.



Last item on the agenda is the New Years Day fun fly. A true fun fly in the sense that it is open flying at the field on New Years Day at noon. And maybe some hot chocolate and cookies or whatever someone might bring. And skis, maybe?

Hope to see you at the meeting!

Meet The Secretary

By Keith Graham

My name is Keith Graham and I was nominated to run for another year as club Secretary.

I've had a trainer (46 size) plane, a small gas powered helicopter (which I was never able to fly), two Somethin' Extras (crashed the first one because of a dead battery), an "And Now" electric plane (provided by Ed O), a medium size electric Formosa plane (my favorite), a 46 size Spad plane that Todd Litke helped me make out of a down-spout and yard sticks, and a couple of very small electric park flyers which I've destroyed trying to fly in my small back yard at the sound end of Port Huron. I've had the most luck and fun flying my Formosa (it's got a lot of epoxy holding it together). Recently I learned that you should NEVER use ANY kind of CA glue on this plane. It's going to take a lot of Elmer's glue to fill in the valley made recently by that mistake.

I joined the Propbusters in the spring or summer of 2002 and I was elected to the position of Secretary starting in 2003. I've maintained this position for the past 5 years.

Along with this position was the job of putting out the club newsletter, the Broken Prop. I handled this responsibility for the first 4 years of my office, but other outside activities led to my needing to have that duty removed so I could handle continuing as the secretary. This was made possible by the sacrifice made by Ed Olszewski and his wife, Sheila, when they volunteered to handle the monthly newsletter production.

Along with my duties of club secretary, I also manage the website. During my first year I made a suggestion that the club join the internet age and was given the "go-ahead" to setup a website. I was just beginning to dabble with web page development for my personal website, so this was a fun way to continue my learning.


In the beginning the web space was limited to my 25 Meg free account. Later I was able to expand the website by using the web server at my work. The Propbusters were causing more band width traffic then all of our customers. I remember at one point Google was reporting my web pages of the Blue Water Sports Dome higher on their search lists than the Sports Dome's web page. The great pictures and videos supplied by our members made the web site a success. We have since moved to our own web server and 50 gig of space. If you have videos or pictures you would like to see on the web site, please send them my way. If you would like to take over or help with the web site, please let me know.



This year saw Jason (13), my oldest of four sons, join the Propbusters. I hope in the future to expose all my boys to flying with the Propbusters.

Activities outside of the Propbusters for me include my position as the Sound Technician at Northgate Bible Church for the past 12 years. I've also been the Treasurer, Trustee, and Elder for Northgate for the past nine years.

I've played French-Horn with the St. Clair County Symphonic Band for the past year plus four years in the past. I also played with the Sanilac Community Band in Peck for six years when I lived in Crowwell. I have played my horn with my church's pastor and organist and sung at religious services that our church provides once a month at the Sanborn Adult Care Home in Port Huron for the past 20 years and once a quarter at The Manor in downtown Port Huron for the past 3 years.



I'm beginning my second year as the Scout Master for my oldest son's Boy Scout Troop 178 and I've become a committee member for my other sons' Cub Scout Pack 102.

I was told by someone that if you want something done, have someone do it that already has a lot on their plate because they know how to arrange their time wisely. My Palm TX is always going off with appointment reminders so I never let anyone down.

I've been a manager at two of the three McDonald's in Port Huron and was one of the managers who opened a McDonald's store in Yale over a decade ago (where did the time go?). I've spend the last ten years as a software support; and Cobol, NSBasic, VisualBasic, .NET, and C# Programmer for TimeTrak Systems of Port Huron.

Here's to another great year with the Propbusters! May we continue to grow and bring more youth to the hobby!



First Winter Project: BRC Hornet

By Ed Olszewski

Daylight savings time ended, and that also abruptly ends my weekday flying. I pretty much spent the last month repairing the casualties from this past summer. That done, it is time to move on to something new. A foamy that my wife picked up for me last summer would be a good place to start, if I know what is good for me....

The BRC Hornet is a depron foam airframe, designed for flying indoors as well as outdoors. My first glimpse of the Hornet flying was at the gymnasium last winter during the SC4 college day. My initial reaction was that it was too big for a small gym, but I was wrong. The plane's maneuverability was very impressive, as well as Kyle Schoenrock's flying skills. It turns out that Kyle, brother Mark jr. and their father Mark sr. (members of the SMAC) started their own



company making and selling the BRC Hornet as well as several other foam planes. Shortly after the demo, Budget R/C put a simulator version of the Hornet for use with Real flight G-3.5 on their website. I promptly downloaded it and gave it a spin. The simulator of the plane was a ball to fly. I am not much of a 3D flyer, but this plane could make me look good- at least it could on a simulator.

The Schoenrocks brought along some of Budget R/C's products to our fly-in this summer, and let me take the Hornet up for a quick flight. It delivered much of what the simulator promised; an unbelievable handling aircraft. Seeing my delight, my wife snuck down a little later, and hid one in our van for my fathers day gift. Since this was a great flying year with almost no rain, I spent most of my free time at the field. To this point, the box sat in the basement waiting for assembly. The expression on my wife's face told me that my fathers day gift had waited long enough and better be my first winter building project.

I opened the box and laid out all the pieces. The laser cut foam pieces are pre painted and decorated. The laser cut firewall, and control horns as well as all the other hardware were neatly tucked in a bag. A sheet of paper directs to a video, as well as a PDF version of the instructions on line. I am a fairly accomplished foam builder, but I watched the video anyways. Although the assembly is straight forward, I learned a few tricks by reading the instructions before I started, as opposed to my normal "Fix it" after using the "build myself into a corner" method.



The plane is pretty much a leisurely weekend build. I

started it on a Friday evening and completed it Sunday. The initial pre-assembly of the wing, fuselage, firewall, and half the vertical stab took little more than an hour. I use CA for some construction, but prefer using canopy glue for most foam construction so I let those parts dry overnight.

The next morning before my second cup of coffee, the wings, vertical stab, rudder, ailerons, as well as all the control horns were assembled and waiting for the glue to dry. I left off the main body reinforcement strips off for now, to hide servo wires under later. This seemed like a good time to pre-assemble the wheel axles to the carbon fiber landing gear with epoxy. Waiting for all the glue to dry, left plenty of time for breakfast, and a trip to the hobby shop for the servo Y harness I needed.


Returning from my journeys, the glue had set up well enough to cut the holes and install the servos. A dab of hot melt glue holds them secure enough to do the job. It was easy to route all the servo wire ends through a small hole in main body reinforcement strips. Hot melt glue was used to tack the strips in place, with canopy glue applied along the length of the strips for a permanent bond. The landing gear on any plane takes a lot of abuse, so I opted to reinforce that area with some 1/32 plywood. This seemed like a worthwhile use of weight.

Overnight, the new addition of glue had completely dried. I hot melt glued the criss-cross landing gear. Installing the micro receiver and speed controller was a snap with Velcro. The receiver I chose was the Berg Microstamp four (purchased separately). It is a full range 4 channel receiver, with programmable fail safes. Looking at its small size, it is hard to believe it is full range, and only cost about thirty five bucks, with crystal. It is a big step up from normal micro receivers, for only a few dollars more- well worth the extra investment.

The kit came with carbon fiber and 1/32 steel rod to make the pushrod with. I chose to use a Dubro micro pushrod instead. It is a setup with a thin steel pushrod and a plastic sleeve for it to travel in, very similar to Sullivan Ny-Rods. Why? I had some I bought for another project, and just thought I would try them out. They will work fine. Mounting the motor made for a complete build.



control horns were assembled and waiting for the glue to dry. I left off the main body reinforcement strips off for now, to hide servo wires under later. This seemed like a good time to pre-



Continued on page 6

BRC Hornet-Continued from page 5

I took the Hornet to the field after December 1st Club breakfast for the maiden flight. I had the field to myself on a windless morning, although it was a little cold.

The Hornet behaved much as the simulator promised. The aircraft is very light, but stable. I quickly landed, and dialed in a little more exponential for the ailerons. It did not take long to become comfortable, and do a little stick jamming. The rolls were quick and true. It looped in a couple feet without stalling. And it flew inverted with only a small amount of elevator. Climbing, it had unlimited vertical. Flat turns were incredibly tight, giving in to the huge rudder. For a simple plane, it handled great! I decided it was a keeper and headed home.



I was using a 3 cell 1350mah Li-Po battery, which proved to be just slightly on the heavy side for the model. Slower speeds proved a little tippy on the elevator, but it never came close to a stall. I flew for about 15 minutes or so, and used about half my charge. A smaller mha battery will be on my Christmas list— well, maybe two.



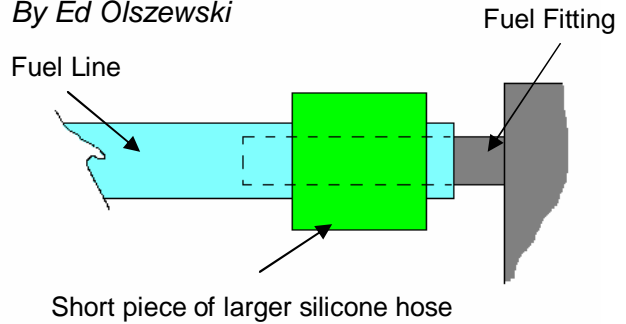
The BRC Hornet has a 33 inch, fully symmetrical, 1 3/4 thick wing. Huge ailerons, rudder and elevator for control at slow flight. The assembled plane, motor servos only weighs about 9 1/2 ounces (without battery). The airframe is about the size of most "Flat Blue Foamies", but far lighter. It's design is a lesson in simplicity, using the natural strength of tubular construction with Depron foam. By far one of the easiest foam plane kits I have ever seen to build. What's more? It is all of fun to fly!

The BRC Hornet kit list for \$37.99. To take the guess work out of everything else, a combo kit is offered (Plane, 4 servos, ESC, Brushless motor, and Battery) This gives you everything you will need for \$136.99, except glue and a 4 channel receiver. All that lives up to their company name and motto; "Budget R/C".

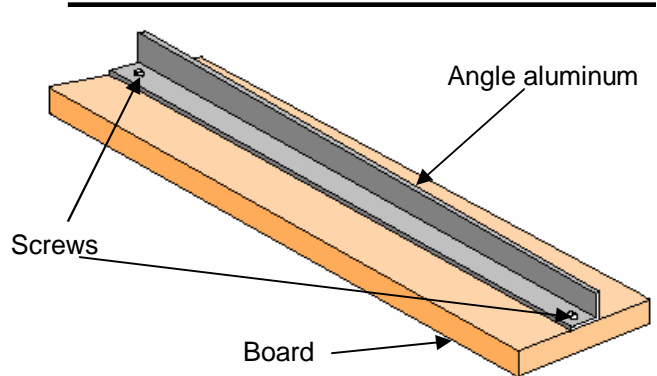
For more info go to <http://www.budgetrc.com/>

Helpful Hints

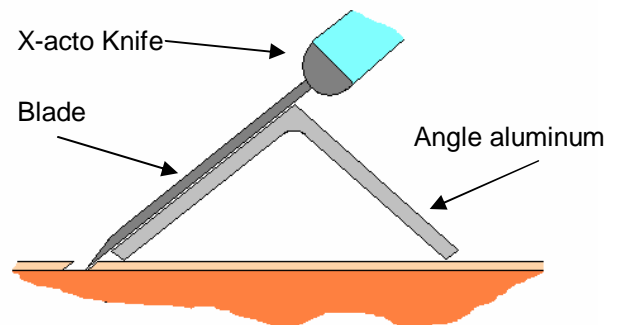
By Ed Olszewski



Silicone fuel line clamp. A short piece of larger diameter silicone tubing will act like a rubber hose clamp, holding your fuel line in place. Before fitting the fuel line on, use a pair of needle nose pliers to stretch open the piece larger diameter silicone fuel hose over the ends of your fuel line, then push it on to the fittings. The extra friction will hold it in place securely.



An extra hand for cutting covering, balsa or foam with an X-acto knife. Get a piece of 3/4 X 3/4 inch angle aluminum, 36 inches long from the hardware store. Drill holes at each end of the aluminum angle just slightly larger than the screws. Screw it down loosely at each end, to a board with #8 wood screws. The angle aluminum should be able to move up and down slightly, but not sideways on the screws. Slide what ever you are cutting under the aluminum, and hold it with one hand while cutting with the other, watch those fingers!



Cut a perfect bevel 45 degree with an X-acto knife and a piece of 3/4 X 3/4 angle aluminum, laid on its side. Hold the blade parallel with the aluminum and cut away.

Classifieds

GREATPLANES TRAINER, Super Tiger 40 motor, HiTec 4 channel radio, Hobbico 12V Starter . Used very little
 ALL FOR 175.00
 TOM NICHOLS 987-2546

Hangar 9 Easy Fly 40 trainer plane ready to fly with OS LA 40, Hitec radio system and servos. \$175.00 OBO
 Josh O 810-367-6367

Kadet Senior-3channel w/os 4 stroke ran once
Piper Cub-4channel w/os .32
Futaba 6x super pcm 1024 new in box
Field Box-Great Planes Complete
Trim Iron, Heat Gun, Extra 12v Starter
 Mark Stein 810-357-1636

ALTEC PLAITUS PORTER PC 6 - ASP 60 2 cycle engine, receiver on channel 34 and all servos. Asking \$190.00
BALSA USA NORTHSTAR - Land and Sea Plane -Never Flown- It has an ASP 46 2 cycle engine, all servos and a new HiTec Flash 5 transmitter and receiver (channel 13). Asking \$350.00

GREAT PLANES FIREBAT ELECTRIC Extra motor, Channel 34 Receiver, Servos and speed control Asking \$100.00
Engines - ASP 108 (new), Royal 28
Other Items Retract Air Pump, Balancer, Robart Incidence Meter, Black Barron Iron, Futaba R127 Receiver on channel 34, Small Retracts, RAM Recycler, 1200 ma flight packs, Air Brush, Chargers, TME Auto trickle Adapter, willing to negotiate on all prices.
 LEONARD KUHN Tel 810-765-8801

Dave Patrick Ultimate 40 ready to fly with an O.S.50 SX, Tower ts 35 servos, receiver, 1100ma. 6v. battery, MPI volt meter. The plane is in good condition but has not flown in 2 years. asking \$350.00 o.b.o
Great planes extra 300 40 with Super Tiger G51 ringed engine, Futaba s3003 throttle, futaba s3004 elevator, MPI on off charge switch with voltage indicator built in. This plane has many flights and a couple hard landings but still looks and flies good. asking \$100.00 o.b.o.
 Matt (586)771-7729 (home) or (586)596-8837 (cell) or e-mail at panicman98@hotmail

Propbusters Swap December 9th, at the Community Center Building. Buy, Sell, or trade Planes, Helicopters, Boats, Cars-anything R/C related!

If you are interested in a table, Call Sheila O. @367-6367. Pass the information along at work, local stores and gas stations. Download a flyer from our website:
www.SCCPROPBUSTERS.com

Classified ads are free

Please e-mail to proptreas@comcast.net
 Or send them by U.S. mail to the editor
 Or call 810-367-6367

Omega 2 Meter Glider. 78" w/s, ailerons, "V" tail, Avox Brushless motor and gearbox, Castle creations ESC, servos. Just add receiver to fly. Mike Roberge



12 V starter Hangar 9 \$10.00
OS FS 61 4 stroke engine
 Never mounted or started \$140.00 OBO
Sea King Kit seaplane -new in box (unbuilt).
 Fiberglass Fuselage, Balsa covered foam wings \$160.00
Aspire Hangar 9, 2 Meter electric sail plane. Excellent condition. Includes Hitec Focus 3 radio (3channel) system, flight battery, charger. Ready to fly \$170.00
 Ed Olszewski 810-367-6367

Various transmitters Call
120 Stinger airframe \$ 75.00
Futaba, HiTec, JR Wall chargers each \$ 5.00
TD3D Electric mini-built up ARF-
 With Electronics and Brushless motor Call
Pylon Props D1 and D2 APC
 Various wood props, various wheels Call
TME simple smoke system w/regulator \$ 50.00
 Hobbystar 60 mk2-complete RTF or airframe Call
 Ray Dart 326-0929

For your **Pre-Mix 2-Cyle Oils** and all **AMSOIL** Products Archie Kammer, your Independent **AMSOIL** Dealer.
 810-329-3276 cell 810-300-2214
 e-mail kammercfva@earthlink.net



Wise Do It Best Hardware and Hobbies
 1309 Clinton Ave- St. Clair, MI 48079 810-329-3141
 Not just your fathers hardware store any more. We now have an R/C hobby section, with some great deals!

Budget RC
 Manufacturer of high quality foam aircraft at a price you can afford, check out our new BRC Hornet for \$37.99!
www.budgetrc.com

Pastime Hobbies R/C aircraft/car/boat equipment and supplies, Hobby supplies of all types.
 Phone (810) 982-2874, Toll Free 1-888-475-0640
 Open Mon-Wed 10 to 6 / Thurs Fri 10 to 8 Sat 10 to 5:30
 2700 Pine Grove #16 Grove mall Port Huron MI

Propbusters Club Attire
Club Caps are available for purchase from the club at \$13.00 each. Each is custom embroidered for our club, and have a green brim. Contact Sheila 367-6367
Club Embroidery is available for coats and other attire By Heather Jones, Contact Carl Jones for more information.



Announcements & Upcoming Events

December	
9th- Propbusters Swap	9:00AM
12th-Club meeting	6:00 PM
January	
1st-First fly -Propbusters field	HighNoon
5th-Club Breakfast	9:00 AM
9th-Club meeting	6:00 PM
9th-Skymasters Symposium	7:00 PM
13th-DAM Swap	9:00AM
27th-RCCD SWAP	9:00 AM
February	
2nd-Club Breakfast	9:00 AM
3rd-Chesaning (Owasso) Swap	9:00 AM
13th-Club meeting	6:00 PM
24th-Flint Aero (Linden) Swap	9:00AM
27th- Skymasters Swap	7:00PM

Get the latest updates on club and local R/C events
www.SCCPROPBUSTERS.com

2007 Propbusters Special Events

December 9 Propbusters Swap

2008 Propbusters Special Events

June 14 Inter-Club Fly In
 July 5 Bi-Plane Rally
 July 26 4-H Fair R/C Demo
 September 6 R/C For Charity Fly In

Propbusters Swap has moved this year to December 9th.

Located in the County Park Community Center building. Hopefully the new date will bring us better weather, and no more swap conflicts. It's time to put some stuff aside to sell- or buy yourself an early Christmas gift. Admission is \$3.00. Don't forget, a pancake breakfast is available for \$5.00 at the swap! Doors open to the public at 8:30 We are limiting table reservations to one per person, but more are generally available the day of the swap, you may bring your own extra table, but let us know to reserve some extra space. It's not too late for a table, call Sheila O. @ (810) 367-6367, or e-mail proptreas@comcast.net. Please help by posting some flyers around town, available on the Propbusters website. For last minute info go to www.sccpropbusters.com So far we have over 33 reservations! This promises to be our best year ever. If you have a table or two you can bring, please let Sheila know.



So far 44 members have paid their 2008 club dues. No need to fill out a membership form if nothing has changed (phone number, address, e-mail address-etc). If anything has changed- you can get a form on line or by calling any club officer. All Junior (free) members must fill out a membership form, otherwise it would be impossible to keep track of you.

15.00 -Senior members (born on or before 6/1/46)

25.00 - Regular members (born on or before 6/1/89)

No fee - Junior members (born after 6/1/89)

Late Fee- Add 10.00 (to all renewal dues paid after Dec. 31)


Avoid paying the late fee after December 31, take a few minutes and make check payable to: **SCC Propbusters**

Mail to: 1806 Chestnut St. Port Huron, MI 48060


You should receive your 2008 membership card in about 2 weeks

Editor- Ed Olszewski
 7147 Main
 Smiths Creek MI 48074
proptreas@comcast.net

-The Broken Prop-
 December 3, 2007



St. Clair County R/C



*Prop Busters
 Goodells, Mi*

Remote Control Model Aviation Club

Visit us on the web at www.SCCPROPBUSTERS.com