

The Broken Prop



APRIL 2006 EDITION

A MONTHLY NEWSLETTER PUBLISHED BY THE ST. CLAIR COUNTY PROPBUSTERS
A CHARTERED CLUB OF A.M.A. #1762

Officers for 2006:

President

Gary Smedes
586-727-4507

Vice-President:

Doug McLaren
586-201-8048
mclarenintl@hughes.net

Secretary & Newsletter Editor:

Keith Graham
810-966-1494
keith@sccpropbusters.com

Treasurer:

Ed Olszewski
proptreas@comcast.net

Safety Officer:

Pat Donoghue

Field Marshall:

Tom Nichols

Instructors:

Todd Litke 810-824-0385
Ed London 810-922-0464
Greg Feyers 810-367-3924

Meeting Schedule:

Second Wednesday each
month at the Community
Center Building, Goodells Park,
6:00 pm.

Please try to attend the
meetings if you can. It's a
great way to stay in touch with
what is going on in your club.

www.SCCPROPBUSTERS.com

President's Perspective

At the last meeting we discussed and passed a change to the Bylaws that will allow non-flying members to belong to the club without having to purchase an AMA membership. The discussion seemed to lean towards the fact that AMA rules would not allow this. However, after a few e-mails and phone calls, (thanks Sheila) AMA said that this was acceptable. The only stipulation is that if you are an officer of the Club you must have an AMA membership, whether you fly or not. This is great news for non-flyers.

There has been a calendar of events established for the Propbusters this year. You can take a look at it here in the newsletter, or if you misplace it later, you can always go to the website for the most current information. Be sure to mark your calendars so you don't miss out on all the fun.

Speaking of fun, May 13th is scheduled for the first field clean-up day. I believe the largest item on the list has to do with moving dirt to fill in the low spots. Ed L. will try to get a tractor with a front loader for the main move but we will need help with spreading it out. Please plan on coming out to help. If you can't work a shovel or rake there will be lighter jobs available for those that are willing. We will comprise a list of thing to be done at the next meeting, so if you have any suggestions, we would love to hear from you. (For bad weather cancellation, check the website the night before.)

I believe the dates for the Eddy Elementary School demonstrations are May 23rd & 24th at the Propbusters' field. Those of you that is fortunate enough to be able make it to this event are encouraged to do so and would be greatly appreciated. This is a great opportunity for the club to support the surrounding communities and, who knows, maybe even pick up a future 'pilot'.

Also at the next meeting, I will be looking for suggestions as to what charity you would like to dedicate our September Charity Fun Fly to. Should we stay with the usual or try a new one? Either way, it should be something local, to support our community. If you have suggestions, please let me know.

Last, I would once again like to say thanks to those of you that are donating your time, skill and efforts from phone calls to working on mowers and everything in between - **THANKS.**

*Hope to see **you** at the meeting!*

EVENTS CALENDAR

April

7th, 8th, and 9th – **The Weak Signals 52nd R/C Toledo Show/Expo** – 9am to 5pm - \$7 Admission

12th – **Propbusters Meeting** – 6 pm - Community Center Building at Goodells County Park.

May

6th – Propbusters Members 1st Sat of Month – Breakfast at Cavis Bar & Restaurant – 9 am to 10 am. 5600 Lapeer Road in Kimball, MI 48074

13th – **Propbusters Field Cleanup Work Day** – at the field at 9 am.

20th – **Chet Brady Memorial Float Fly** – Seven Lakes State Park in Holly – starts at 9:30 am. www.skymasters.org

23rd & 24th – **River District Eagles** flying demonstration for Eddy School Elementary students at the Propbusters' field in Goodells. Flying starts at 10 am both days. Come out and help the kids have fun.

June

2nd week – **Propbusters** will host St. Clair County Rec students (tentative)

17th – **Propbusters Inter-club Invitational Fly-In** – starts at 9 am at Goodells County Park.

17th – **Holly Cloud Hoppers Fun Fly** – starts at 10 am. www.hollycloudhoppers.org

18th – **Aero R/C Club's Father's Day Air Show** 10 am to 4 pm – Buell Lake Air Field. www.aeroshaftclub.com

July

22nd – **Propbusters Bi-Plane Rally** – starts at 9 am at Goodells County Park

August

5th – **Propbusters Club Picnic & 4H Fair Flight Demo** – starts at 9 am at Goodells County Park.

September

9th – **Propbusters Charity Event** – starts at 9 am – more info to come.

9th & 10th – **Midwest Regional Float Fly** – Island Lake State Park in Brighton. Starts at 9:30 am both days.

17th – **Whirlybirds** gathering at the Propbusters' field in Goodells County Park.

Jan 2007

1st – **Propbusters New Year's Day Fun Fly**

28th – **Propbusters Swap Meet & Breakfast**

March Meeting

The meeting started at 6:06 pm with 9 members present. Doug/Mike made a motion to accept the secretary's report as read by Keith. Doug/Mike made a motion to accept the treasurer's report as read by Ed and pay bills. Both motions passed.

We discussed the proposed bylaw change. We talked about AMA's distinction of an associate member versus a regular member. Non-flying family members would be reported to AMA as associates. Al H. talked to AMA and was told to do this. Doug/Mike made a motion to accept the proposed amendment changes as amended to provide for AMA associate membership. Motion passed. Sheila will call AMA to clarify their definition of associates.

Sheila provided information on club incorporation. There is a \$20 per year fee to be incorporated with AMA which would protect the club from lawsuits. Doug/Mike made a motion, which passed, to become incorporated.

Ed will talk to Greg for gravel costs.

The secretary will send in the paperwork to join the AMA leadership club along with the club charter renewal.

Ed proposed the new events calendar for this year. Doug/Mike made a motion to allow the Whirlybirds use of our field the 1st or 2nd week in Sept. Motion passed. The River District Eagles will use our field a couple of days in the 1st week in June for a school kids demonstration.

It was brought up that the club has a need for a demonstration of the proper way to start the mowers for members who wish to volunteer for mower duty. This will be done at the cleanup day. The new carburetor will be installed on the duck by then.

The River District Eagle's bulk fuel orders are due by the end of March. So far we have one order.

There is a new club in Memphis called the Buoy Blasters R/C Boat Club at Harry Raymond Pond 35411 Boardman in Memphis 48041

Ed L provided information on a P.A. system he received from Tom Gall's estate.

Doug/Sheila made a motion, which passed, to close the meeting at 7:17 pm.

Financial Report

Beginning Balance **\$2,920.63**

Income

Dues \$ 70.00

Total Income **\$ 70.00**

Expenses

Keith - postage/ink \$ 40.91

Ed L. - Tractor parts \$ 63.60

Total Expenses **\$ 104.51**

Ending Balance

Checking \$ 2,886.12

Grand Total **\$2,886.12**

2006 Membership

Junior 4

Senior 17

Lifetime 2

Regular 34

Total 57

New Members

David Novelly

Aspire Hanger 9, 2 Meter electric sail plane. Excellent condition - ready to fly. Hitec Focus 3 radio (3 channel), batter, charger. \$190.00 Call Ed (810) 367-6367

Keller Lark OS 108 2 stroke, 537 servos 1100 mah Battery pack, switch harness \$400
Edge 540 - Hangar 9 ARF 1/4 scale new \$200
JR Quatro 4 channel NIB \$125
Various transmitters Call
120 Stinger airframe \$100

Ray Dart

326-0929

For your Pre-Mix 2-Cycle Oils and all **AMSOIL** Products, Contact Archie Kammer, your **Independent AMSOIL Dealer.**

810-329-3276

Cell 810-33-2214

E-mail kammercfva@earthlink.net

Tower 40 trainer \$25

This has led a hard life, and the covering is not pretty, but it is sound, and flies straight. Includes a tank, and needs 40-46 engine and 4-channel radio.



Slot Machine with accessories \$10

Minnesota glove, as-new \$20

John Hickman, 987-5752 or jdickman@advnet.net

Wings B-25 - Needs to be completed \$100.00 -was \$425.00 new

Wings B25 Retracts \$100.00 -was \$325.00 new

Magnum .52-4C new \$50.00 Each,

(3) **OS.25-2C** new \$25.00 Each

Retracts GP (2) Mains, (1) Nose - mech. \$15.00

Robart (2) Mains, (1) Nose - mech. \$15.00

Springair AT-6 type \$50.00, (2) Mains with struts \$50.00

(2) Mains, (1) Nose \$50.00

Robart (2) Struts for 3 inch wheels #653 3/8 inch \$40.00

Ken Humbert

5088 Booth Rd., China, MI. 48054

810-765-5954

pondviewalpacas@aol.com

Grant's custom Aircraft

PBY 5-1 Catalina

106" Wing, 1/12 scale, 1270 Sq In, 23 lbs
 64"length .60 2-Cycle 3 surfaces & Motor Servo, Motor .90 4-Cycle, Landing Gear Valve Servo, Float Valve Servo.

Grumman G-44 Widgeon

80" Wing, 1/5 scale, 15 Sq Ft, 24 lbs,
 60" length .60 2-Cycle 3 Control Surfaces & Motor Servo, Motor .90 4-Cycle Servo, Landing Gear Valve Servo, Float Valve Servo.

Republic Seabee

70" Wing, 630 Sq In, 8 lbs, 48"length, .40 2-Cycle 4 Control Surfaces

Contact: Mike Grant at (810) 329-6406

Katana 140 ARF NIB from Chief Aircraft. 1.20-1.80 class. Asking \$180

Hirobo Sky Limbo Max ARF NIB from MRC. .46 to .50 class. Asking \$100
 Buyer must pick up 810 650 0783 or email: rcfever@earthlink.net

Your Support is Needed!

The United States House of Representatives, 109th Congress, 2nd Session:
To prohibit defense contractors from requiring licenses or fees for use of military likenesses and designations.

Notice to AMA Members:

Your support is important to make our campaign a success. In September 2005 in his monthly column in Model Aviation, Dave Brown, AMA president, reported on who has regulatory authority over model airplanes. This can be seen at www.modelaircraft.org/mag/august2005/president.htm. The subject addressed the trademark issue for Scale models. Several aircraft companies have been demanding royalties from model manufacturers. We need to stop this and stop this now. Let me give you some current information.

As you may know, more than a year ago, Congressman Robert Andrews (D-NJ) attempted to attach an amendment to the bill banning the licensing and collecting of royalties by defense contractors for replicas of military models. This amendment passed the House of Representatives but was ultimately defeated when the bill was sent to the Senate for ratification. However, the issue is still very much alive.

Mike Bass of Stevens International has been working closely with Congressman Andrews' office. Mr. Andrews is very much in favor of our side of the issue and wishes to continue this quest on behalf of the hobby and toy industry.

Congressman Andrews has introduced to Congress a stand-alone bill that is similar to the amendment that did not pass when attached to the Defense Bill in 2005. Offering a stand-alone bill presents the issue formally to Congress, and can positively impact efforts to again include the provision in this year's Defense Bill which passes Congress every year and is signed into law. It brings the issue to the forefront—directly to those who need to know about it and who subsequently vote on the issue. It is imperative that the hobby and toy industries, including the end user, garner political support for this bill titled the House Bill 4806 "Military Toy Replica Act."

There are two important documents available on the AMA Web site:

- 1) A copy of the "[Military Toy Replica Act](#)" as it was introduced to Congress the week of February 27, 2006.
- 2) A copy of the "[talking points](#)" regarding the issue in order to provide you with some guidance when calling the proper representatives in your district.

What to do next:

Call your members of Congress, both House and Senate. Do not write, E-mail, or fax!

Here are the links to locate them in your state:

www.house.gov/transportation
www.senate.gov

Calls to these offices are taken immediately; faxes, E-mails, and letters will not only arrive too late, but are often left to last for review and are merely glanced at. Ask for the aide in charge of military affairs and explain why this bill is important to you. Request that your House Representative cosponsor HR 4806 and support Congressman Andrews' efforts to insert this provision in the House version of the National Defense Authorization Act (NDAA). Request that your Senator attempt to include this in the Senate version of the NDAA and consider introducing a Senate version of HR 4806.

You are free to forward the attached copy of the bill to anyone. It is open information at this time. These calls take but a few minutes each. If you receive voice mail, leave all the details of the bill, the reason for the support needed, and your name and number for a return call. Follow up later if necessary until you receive a reply because these are your representatives!

What is needed to get the Bill passed:

Congressman Andrews is a Democrat, so it is important to garner Democratic support among the members of Congress, but it is imperative that we obtain Republican support or even Republican cosponsorship for the Bill. Ideal Republican candidates are those in Illinois—a large number of toy/hobby companies are located in northern Illinois—including Representative Hastert and Congressman Hefley of Colorado who crossed party lines to support Congressman Andrews' amendment last year. However, Congressional members in all districts can and should be contacted by those within our industry to pass this proposed bill successfully.

Is there a deadline for contacting representatives?

Contacts need to be made within days. The NDAA is being considered by the House Armed Services Committee on May 3, 2006. I ask you to contact Mike Bass at mbass@stevenshobby.com if you receive a positive response from any call. This is true particularly if it is a Republican because Congressman Andrews' office will want to contact that member for cosponsorship or general bipartisan support. If you have any questions about this process, direct them to Mike Bass.

You are free to forward this message to anyone who can make calls to help, regardless of the level of distribution in the toy and hobby industries (consumers included).

Your cooperation and assistance in this industry issue is greatly appreciated. Do it and do it now!

Sincerely,
[—Joyce Hager](#)

Acting Executive Director
Academy of Model Aeronautics, Inc

Materials provided by Mike Bass of Stevens International

ShayRC Website

www.shay-rc.com

My name is Yuval. I operate ShayRC website (www.shay-rc.com).

I would like to share with you some information about our website and would like to invite you to join us.

ShayRC is THE place on the web where R/C addicts can share their R/C Photos & Videos.

Each site member is able to manage his own R/C photo gallery using a simple user interface.

Oh... and it's free!

Just recently we launched a new release of ShayRC website.

What's new on ShayRC?

- New refreshing design
- New streaming video gallery section.
- New forum based on the advanced vBulletin system. Now site members can contact other RC gallery owners easily.

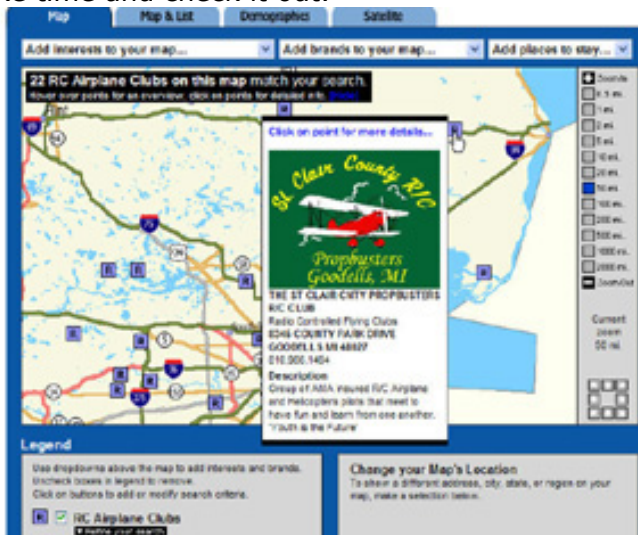
I will be very happy to see you among our site members. Thank you very much for your time.

MapMuse.com

There's a new tool out there to help find other R/C friends. This website, called MapMuse.com has a search option available for RC_AIRPLANE_CLUBS.

I corrected the address they were providing to show our approximate field location on their map.

Take time and check it out.



Propbusters' Breakfast

We've had two breakfast gatherings so far since its inception. They were both held at the Wadham's County Kitchen.

It was reported that there were 9 members and 1 extra kid at the last breakfast.

The next breakfast will be held at the Cavis Bar & Restaurant. The address is 5600 Lapeer Road in Kimball. It's right down the road from the Country Kitchen.

The restaurant opens at 9 am, which just happens to coincide with when we are meeting.

Come out for the camaraderie. Then head out to the field to fly.

Club Hats

We still have some Propbusters Club Hats available for \$13. Contact Sheila if you're interested. We still have 11 left.



Extra Gate Lock

The "extra" lock on the gate belongs to the park, for park workers access to the area. They asked that we use it in series with ours.

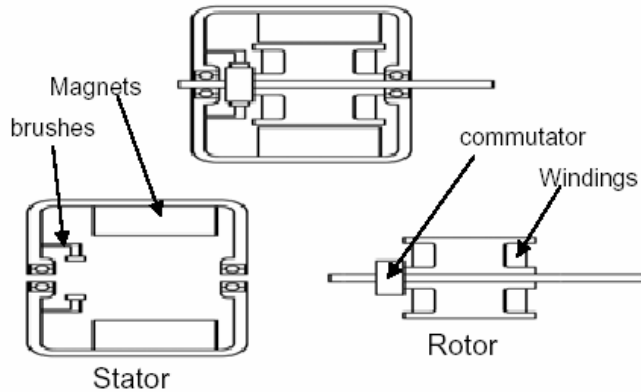
I suggest separating the chain on the gate end and attaching it at that end with the park lock, and our lock at the pole end of the short chain (one lock on each end of the short chain); to make sure someone does not lock the park workers out.

Electric Motor Basics

Ed Olszewski

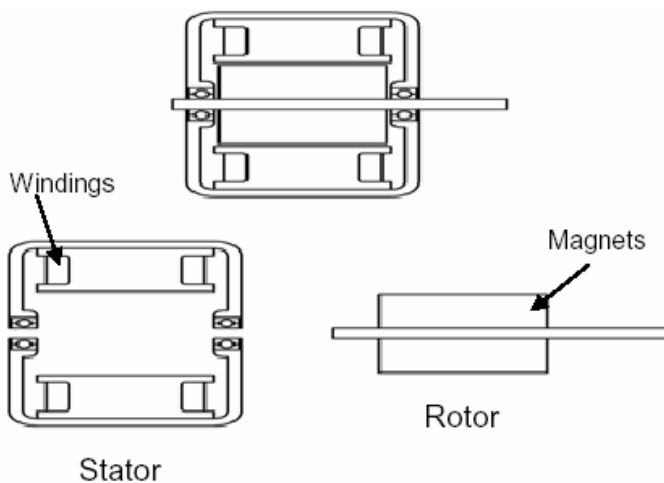
Basically any electric motor can be broken into two basic components: the Rotor and Stator. Both terms are self explanatory, the Rotor is the part that rotates, and the stator is the stationary portion of the motor. In the modelers world, the stator is attached to the plane, the propeller is attached to the rotor.

Brushed motor



Most of us are familiar with a standard brushed motor, with a wound rotor in the center of a couple of magnets on the stator (the outside case). The current is passed through brushes to the revolving rotor by the commutator part of the rotor. This is pretty much a plug and play arrangement-that is, apply power to the motor, and it will go. The down side is that it lacks serious power and the brushes eventually wear out.

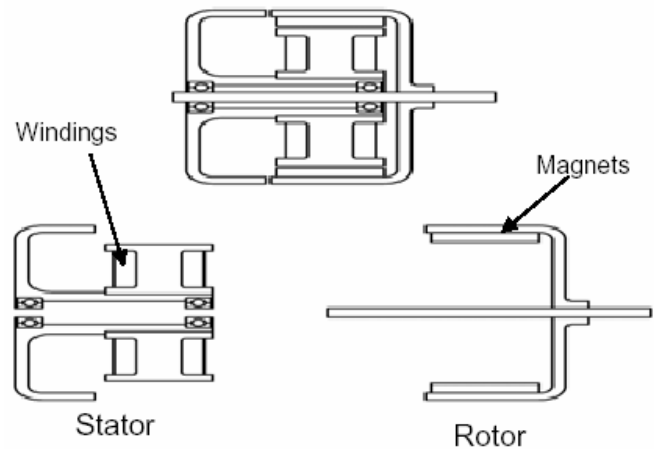
Standard Brushless Motor



Electric Motor Basics Continued

In a standard Brushless motor, the coils that drive the motor are on the stator or the outside can while the magnets are part of the rotor. Normally this type is used for high RPM applications, or is geared down to suit a high torque/lower RPM applications. As the name implies, there are no brushes in Brushless motor. With any sensor-less motor the electronic controller sends and monitors the output signal to know that the motor is responding and adjust it's output to the coils accordingly.

Outrunner Brushless Motor



An Outrunner Brushless motor has the coils mounted on the stator, but the stator is in the center while the rotor with the magnets is the can and rotates around the stator. Surprising the uninitiated, the outside "can" turns. But this gives a distinct leverage advantage; therefore more torque is realized with lower RPM from this type motor. The same Brushless controller is used for this type of motor.

The advantages of this type of motor are immediately evident from the first time you fly with one. The first and most noticeable is the noise-or lack of. All you can hear is the sound of wind passing through the propeller, with an almost inaudible high frequency shrill of the speed controller. It seems like magic as you push the throttle stick forward and the model accelerates quietly and quickly forward. With most electric motors, 30 watts per pound is needed for hand launched flight, 50 watts per pound for ground launched flight, and some aerobatics. 75 watts per pound will give pretty much limitless 3D authority.

AK Hobbies Extra 300

Jack DeLisle



I've got about a dozen flights on the Extra 300 and it's turning out to be one of those, "It's a better plane than I'm a pilot". That's not saying much but it's true.

I started out with the CG at the front of the recommended range and the plane was "twitchie" and dropping a wing when I didn't tell it to if I gave it much of an elevator command. That made me a whole bunch nervous so I moved the battery pack from the trailing edge of the wing up to about the stated CG and that's where I've kept it.

Earlier I said that the cowl and the wheel pants were both fiberglass and looked a little thin but that I would see how they fared? The wheel pants started to crack around where they were attached to the fiberglass gear so I took them off after the second flight. I might put on another layer of glass where they attach and see how that works because they do look neat? The cowl has stood up well with no signs of cracking and I might have a hint for you here? The pictures [instructions] show just a short piece of fuel tubing acting as a "washer" on the small sheet metal screws holding the cowl in place. So far the small screws show no sign of backing out. I also used that same scheme on the canopy and they aren't coming loose either!

And while we are talking hints I read that using those CA hinges and gluing them as reinforcement for holes in plastic and fiberglass material prevents cracking. I might try that on those wheel pants instead of the extra fiberglass?

The cowl came with both holes open in the front as per the full scale extra and I have since put a clear plastic deflector on the left side hole because the Magnum 92 four stroke was running warmer than I like. I also opened up the scale opening on the bottom of the cowl to get more air flowing past the engine and that has done the trick.

What else have I done? Lets see? O yea. A couple of the "points" on the covering trim had started to lift and I got the covering iron out and tacked them back down.

I have had a 13-8 prop on that engine since I started flying it and have been thinking of putting on a 14-6 or 14-5 for a little more thrust and a little less speed but other than that the plane looks like it's going to be a winner?

The big loops come out about at the same place I start one and that's nice. Usually I have to make a correction at the top to make that happen. Small loops are so tight that I wouldn't know if they were coming out where they started or not?

The knife edges? On both right and left hand the plane "tends" toward the bottom of the fuse and it takes just a hint of up elevator to keep it on the straight and narrow.

Inverted flight needs a touch of down elevator. Outside loops are about the same as inside but I still start them higher just in case.

I haven't tried a Lomchavok yet but the snaps are snappy so I'll settle for that for a while. I'm still working on the landings because that fiberglass gear is springy and lets you know it by going airborne if you bounce it. Practice, practice, practice.

Like I said in the beginning, this plane will do whatever you tell it to and no more or less. I guess that would be called an honest plane! So if you are looking for a less expensive plane to practice hot dogging this might be it? I bought mine from AK hobbies in Iowa for \$160 plus shipping. Not bad for a 65 inch wingspan Extra 300, HEH!!!

R/C plane shooting

Man Sentenced for Shooting at Toy Plane

By Associated Press 3/23/06

CHELSEA, Mich. - A man has been sentenced to six months' probation for shooting at his neighbor's radio-controlled model airplanes with a shotgun.

David Nuttle, 41, of Washtenaw County's Webster Township, pleaded guilty to one count of malicious destruction of property worth less than \$200, a misdemeanor.

Judge Richard Conlin of 14-A District Court in Chelsea sentenced him Thursday to six months of probation and 50 hours of community service. Conlin also gave him a 20-day suspended jail sentence, deferred as long as Nuttle complies with the conditions of his probation, which includes no alcohol or drugs and no contact with the planes' owner.

Nuttle also must pay \$154 restitution and \$550 in fines and court fees.

Nuttle used a .410-gauge shotgun to shoot at the planes. He said his shots hit only one plane, causing two tiny holes in it. The plane he is paying for crashed when the child who was operating it lost control of it after being frightened by the shots, Nuttle said.

Nuttle told the judge he regretted his actions.

"I felt I was defending my family and my property from these airplanes, and I called police several times," he said. "But I made a bad decision that day and I realize that."

Nuttle told The Ann Arbor News after the hearing that the planes have been a nuisance to his family, scaring his children, spooking his chickens and causing his goats to faint from exhaustion.