

The Broken Prop

St. Clair County R/C Propbusters
Model Aviation Club
Goodells, Michigan
A.M.A. Charter Club #1762

June 2009

Inside this issue:

- Ed presents us with some Electric Motor Basics
- Jack introduces us to the youth of the hobby and has yet another model on the building board.
- Check out "What's Happening" around the area.



About the Propbusters:

- **Club Meetings** are held on the second Wednesday of each month, 7:00pm at the Community Center Building, Goodells County Park. During the Summer months, weather permitting, meetings are held at the field.
- **Club Breakfast** is the first Saturday of each month, 9:00 at Cavis Pioneer Restaurant on Lapeer Rd. West of Wadhams Rd. Flying afterwards.
- The Propbusters R/C flying Club is located at the Goodells County Park, 8345 County Park Drive, Goodells MI 48027. The flying field is just West of Castor Rd. - off the parks East parking lot . The general location of the park is South of Lapeer Rd.-about 10 miles West of Port Huron. Our map coordinates are **42° 59' 02" N - 82° 39' 02" W**
- **Come and join us!** Club Meetings and Breakfast are open to everyone. If you are an experienced pilot, or just thinking about getting into R/C, come check us out.

Our Executive Board:

President:

Carl Jones
cajones020@comcast.net

Vice-President:

Sheila Olszewski 810-367-6367
proptreas@comcast.net

Secretary & Newsletter Editor:

Doug Donner Jr 810-798-0377
Propbusters.Secretary@gmail.com

Treasurer:

Ed Olszewski 810-367-6367
proptreas@comcast.net

Directors:

Doug Donner Sr.
Todd Litke
Gary Smedes

Webmaster:

Keith Graham
keith@sccpropbusters.com

Safety Officer:

Mike Grant

Field Marshall:

Tom Nichols

Instructors

Ed London 810-325-1362
Ed Olszewski 810-367-6367

2009 Membership: 64

*For the Latest-Greatest Information, Schedule, Photos, and Announcements. Go to :
WWW.SCCPROPBUGSTERS.COM*

**St. Clair County R/C Propbusters Meeting Minutes
May 13, 2009**

The meeting was called to order at 7:00 PM by Carl with (11) members and (1) guests present. Doug Sr. /Gary S made a motion to accept the secretary's report as read by Doug Jr. Motion passed. A motion was made by Doug Sr/ Bill to accept the treasurer's report as read by Ed O. Motion passed.

Old business:

- Work Day
 - o Scheduled for May 16th
 - o Rain date is May 24th
 - o Work to be done:
 - Ed L suggested painting the picnic tables
 - Install fence poles inside impound so when the outside fencing is removed, it will be smaller (motion made by Ed O/Ed L. Motion passed)
 - Spray weeds
 - Add gravel for drains
 - Secretary to send reminder e-mail and ask people to bring shovels, cordless drills, etc.
 - Canopy and Bungee cords
 - o No new pricing yet
 - o Roller Purchase
 - o Didn't purchase one seen on M-21
 - o Park delivered "old" roller to the field
 - o Kurt Churchill is working with the paving company (paving the parking lot) to roll the field in exchange for lunch,
- The Eds will look into how to modify the park roller for use at the field

New business:

- Gary S. asked why the tractor needed lube
 - o Ed L reported that it might have a small leak
- o Ad in Bluewater Magazine
 - o Carl submitted a revised ad from last year
- Public service announcement: The price of stamps went up again, so anyone who can get the newsletter by email please let the Secretary know. There are still 15 people receiving the newsletter by mail.

Motion to close was made by Gary S/Sheila. Meeting adjourned @ 7:21 PM.

Submitted By:
Doug Donner Jr.
Secretary

**St. Clair County Propbusters Financial Report Summary
June 10, 2009**

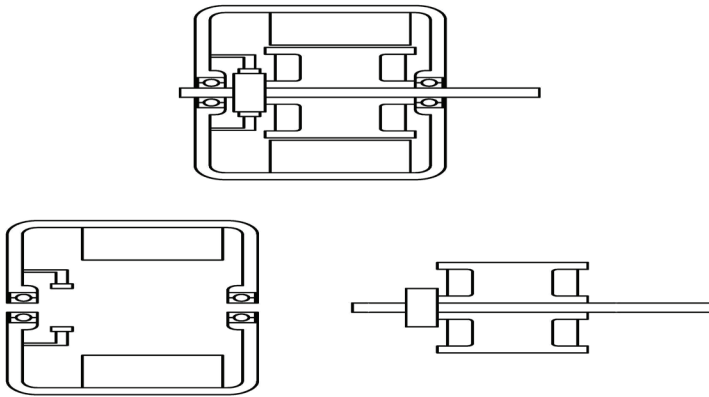
Beginning balance:	\$2888.22	
<u>Income:</u>		
Dues		\$ 80 .00
Redline lease		\$250.00
Total:		\$330.00
<u>Expenditures:</u>		
weed killer		\$ 15.77
oil & grease		\$ 61.44
Gas		\$ 21.01
Septic		\$ 25.00
ink, stamps, copies		\$ 40.86
Total:		\$164.08
Ending Balance:	\$1205.56	
Equipment Fund:	\$1848.58	
Grand Total:	\$3054.14	

Electric Motor Basics

By Ed Olszewski

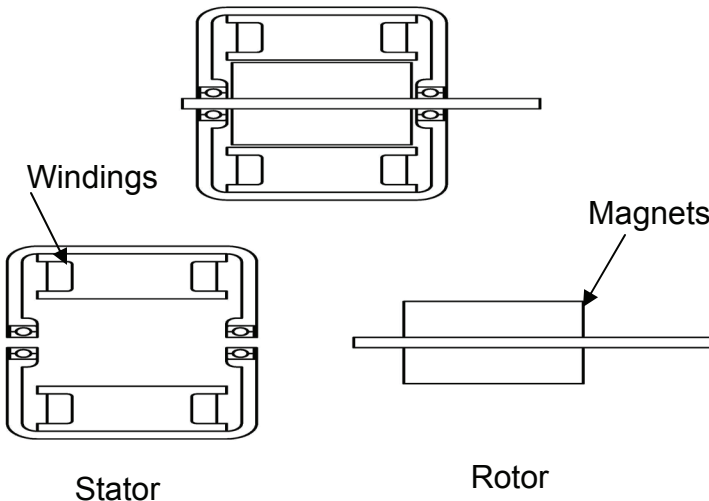
Basically any electric motor can be broken into two basic components: the Rotor and Stator. Both terms are self explanatory, the Rotor is the part that rotates, and the stator is the stationary portion of the motor. In the modelers world, the stator is attached to the plane, the propeller is attached to the rotor.

Brushed motor



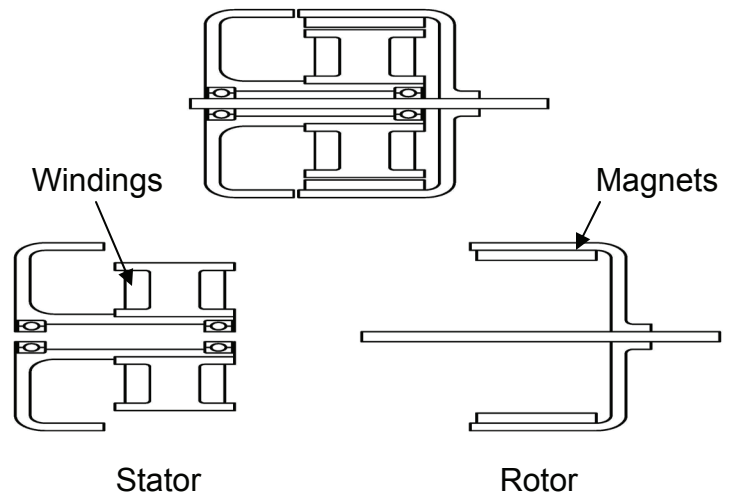
Most of us are familiar with a standard brushed motor, with a wound rotor in the center of a couple of magnets on the stator (the outside case). The current is passed through brushes to the revolving rotor by the commutator part of the rotor. This is pretty much a plug and play arrangement-that is, apply power to the motor, and it will go. The down side is that it lacks serious power and the brushes eventually wear out.

Standard Brushless Motor



In a standard Brushless motor, the coils that drive the motor are on the stator or the outside can while the magnets are part of the rotor. Normally this type is used for high RPM applications, or is geared down to suit a high torque/ lower RPM applications. As the name implies, there are no brushes in Brushless motor. With any sensor-less motor The electronic controller sends and monitors the output signal to know that the motor is responding and adjust it's output to the coils accordingly.

Outrunner Brushless Motor




An Outrunner Brushless motor has the coils mounted on the stator, but the stator is in the center while the rotor with the magnets is the can and rotates around the stator. Surprising the uninitiated, the outside "can" turns. But this gives a distinct leverage advantage, therefore more torque is realized with lower RPM from this type motor. The same Brushless controller is used for this type of motor.

The advantages of this type of motor are immediately evident from the first time you fly with one. The first and most noticeable is the noise- or lack of. All you can hear is the sound of wind passing through the propeller, with an almost inaudible high frequency shrill of the speed controller. It seems like magic as you push the throttle stick forward and the model accelerates quietly and quickly forward.

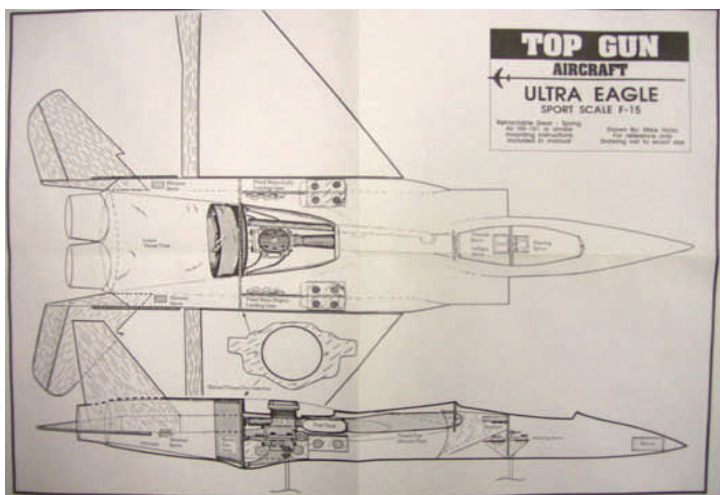
With most electric motors, 30 watts per pound is needed for hand launched flight, 50 watts per pound for ground launched flight, and some aerobatics. 75 watts per pound will give pretty much limitless 3D authority.

Stuff...

By Jack DeLisle



Well, I had the pleasure of getting a nice breakfast at the Cavis restaurant with a long table full of Propbusters on Saturday, May the second. At the head of the table was Daniel Richard Donner, known by his family as Squish because that was what his sibling called him and it stuck. After checking out the menu he let his dad and grandpa decide what to order. Danny (Squish) is almost 15 months old by the way and his dad already has him on the right path for R/C flight and maybe bigger things but I can't imagine anything bigger then Radio Controlled flight ?



Another Project on the wing


Jerry Boettner, a River District Eagle and a retired Air Force man, asked a few days ago if I was interested in building a sport scale model of one of the great fighters of all time, the F-15. My eyes must have brightened up or something because it already has an engine and he had started on the plane but had lost interest in building and flying R/C for one reason or another. I told Jerry that I would like to do the F-15 and when I cleared the bench in a week or so I would give him a call and come up to Marysville and pick up the plane.

I did have the plane I was building, the Sig Space Walker, done in about a week and I went up to Jerry's and got the F-15. When we looked it over, I was sort of surprised that it was a Byron ducted fan. Byron quit offering planes some years ago and I think the F-15 was their last effort. It has a really nice fiberglass fuse and the balsa wood used to skin the foam wings and make the tail feathers is first class. The wings were done including installing the ailerons and servos and just waiting for a touch of sanding on one wing tip. I plane on using Z-poxy for finishing the wing and the tail feathers when I get those done.

Jerry also had the OS Max 91 FR-DF engine trial fitted to it's mount and it is an awesome looking beast. That Byron has to use a bit of fuel because the kit came with a pair of 12 oz. Slim style fuel tanks. So basically all I have to do after I make the tail feathers is prepare the fiberglass fuselage interior to accept the laser cut formers and install those, install the air operated retracts and get the whole shebang ready for painting. According to the instruction sheet the fuse is ready to prime with no filling to bother with. We shall see.

I'll keep you posted as I go along but with the flying season coming on it may take awhile.

Classifieds



**FOR
SALE**

Quicky 500 – OS25FX, servos, receiver. Built for speed. Ready to fly \$200.00 O.B.O.

Zagi – 400 Speed motor, (4) servos, receiver, \$200.00 O.B.O.

Piper Cub-Gold Edition Goldberg – (6) servos, receiver, battery, OS 70 4 stroke, floats, bomb drop, \$300.00 O.B.O.

Pop Fly – GWS motor/gear box, speed control, servos, receiver, \$200.00 O.B.O.

Hanger 9 Trainer – Receiver, servos, .46 engine, battery \$150.00 O.B.O.

Futaba Super 7 radio, (5) S148 servos, Hi-tec receiver \$150.00 O.B.O. Willing to separate.

OS 32SX carb \$36.00 O.B.O.

Misc small parts (fuel tanks, wheels, and more).

Call: **David Burton 586-933-6741**



Pop-Fly

SeaKing NEW, Never flown. Ready to fly with your radio and motor. Blue & White, Fibreglas fuse, balsa/foam wings. \$150.00

Call: **Bob Troy 810-364-8428**

Zlin 46 size with almost new ASP 91 glow, has 14 flights on it, \$240.00

Stinger 10 ready for motor and radio \$25.00

Upoar 60 ready for motor and radio, covered in fabric, \$80.00,

Call: **Gary 810-841-2342**

Kadet Senior 3channel w/ OS 4 stroke. Ran once.

Call: **Mark Stein 810-357-1636**

Dave Patrick Ultimate 40 ready to fly with an O.S.50 SX, Tower TS35 servos, receiver, 1100ma. 6v. battery, MPI volt meter. The plane is in good condition but has not flown in 2 years. \$350.00 o.b.o

Great planes extra 300 40 with Super Tiger G51 ringed engine, Futaba S3003 throttle, Futaba S3004 elevator, MPI On/Off charge switch with voltage indicator built in. This plane has many flights and a couple hard landings but still looks and flies good. \$100.00 o.b.o.

Call: **Matt 586-771-7729 (home) or 586-596-8837 (cell)** or e-mail: **panicman98@hotmail.com**

Custom Snow Skis, for winter flying 40 and 60 size,

E-mail: **Kirk Churchill at kirkdchurchill@aol.com**

Futaba 7C Computer radio with charger and Futaba 7 channel receiver. Channel 42. \$100.00

Hanger 9 Mini-Funtana assembled with four Hitec HS-55 servos. \$80.00

E-mail: **Dave at DDN@cpec.com**

Zenoah G38 NEW with Bennett rear exhaust \$250.00

Cmpagnucci 1/8 scale gas 2 stroke 4 wheel drive car, complete system, radio, charger, bag-like new \$250.00

Various transmitters Call

Futaba, HiTec, JR Wall chargers each \$5.00

TD3D Electric mini-built up ARF- With Electronics and Brushless motor Call

Pylon Props D1 and D2 APC Various wood props, various wheels Call

TME simple smoke system w/regulator \$50.00

Hobbystar 60 mk2-complete RTF or airframe Call

XRb Hirobo Lama Heli. Boxes of extra parts \$135.00

Call: **Ray Dart 810-326-0929**

Aspire 2 meter electric powered glider, with radio, motor, servos, battery ready to fly \$150.00

Transmitter and Receiver sets, \$35.00 and up

Delta 10" Bandsaw. Older cast iron table and frame model. They don't make them like this anymore. Add your own motor and stand. \$50.00

Call: **Ed Olszewski 810-367-6367**

Classified ads are free

Please send your ad to the Editor by e-mail, snail mail, or telephone.

E-mail: **Propbusters.Secretary@gmail.com**

Phone: 810-798-0377,

Mailing address:

P.O. Box 749
Almont MI, 48003

Classifieds

I have been out of the RC sport for quite a few years. I keep thinking I am going to get back into it, but there are too many other new things going on. I would like to sell the RC stuff I have and will make someone a very good deal to take the total package. (Make an offer):

Engines:

- K&B 40Brand new never used
- K&B 40hit the ground....for parts
- Enya-46 II 4 cyl. Brand new, never used.



Planes:

- Airtronics Jetfire plane 40 kit. Sport Trainer. Brand new kit in box.
- Coverite Gee Bee Model E Racer: New, All framed up ready to be covered. Includes: all hardware, gas tank, wheels, engine mount, Coverite covering, cowling, etc.
- Low Wing 40 Trainer Plane: Built up ready to fly (Used).



Car stuff:

- Hornet Electric Car.
- Electric Charger: Leisure Electronics Auto Charger

Radios:

- Futaba FP-T4NL Radio (old frequency) with receiver and servos.
- Futaba FP-T4NL Radio (old frequency) with receiver and servos.
- Airtronics: XL Radio (old frequency) with receiver and servos
- Kraft Sport Series Radio (old frequency) with receiver and servos (A classic!)

Misc:

- Mark X electric fuel pump
- Hot Shot Glo Starter...brand new in box
- Sullivan Hi-Tork Starter
- Flight tote box
- MonoKote Heat Sealing tools Teflon coating (Have two)
- Props, glow plugs, small tools, hardware, etc.



I am located in Port Huron (Fort Gratiot). Phone# **810-385-7515**, Email: **canderson29@sbcglobal.net**
Ask for: **Chuck**

For your **Pre-Mix 2-Cycle Oils** and all **AMSOIL** Products
Archie Kammer, your Independent **AMSOIL** Dealer.
Phone: 810-329-3276
Cell: 810-300-2214
E-mail: kammercfva@earthlink.net



Pastime Hobbies R/C aircraft/car/boat equipment and supplies, Hobby supplies of all types.
Phone: **(810) 982-2874**, Toll Free: **1-888-475-0640**
Open: Mon-Wed 10 to 6
Thurs Fri 10 to 8
Sat 10 to 5:30
2700 Pine Grove #16 Grove mall Port Huron MI

Wise Do-It Best Hardware and Hobbies

1309 Clinton Ave.
St. Clair, MI 48079
810-329-3141
Not just your fathers hardware store any more. We now have an R/C hobby section, with some great deals!

Experience the thrill of a ride in a 1940 WACO Bi-Plane!

One or two passengers, sunset flights available
1/2 or 1 hour flights, fall color tours, Ideal gift for anyone!
Call **Don (586) 727-3920** or **Carl (586) 255-6585** for details

Propbusters Club Attire

Club Caps are available for purchase from the club at \$13.00 each. Each is custom embroidered for our club, and have a green brim.
Contact: **Sheila 810-367-6367**



Budget RC Manufacturer of high quality foam aircraft at a price you can afford, check out our new BRC Hornet for \$37.99!

www.budgetrc.com

What's Happening

Announcements & Events in 2009

Propbusters Special Events

June 13	Inter-Club Fly In
July 11	Bi-Plane Rally
August 1	4-H Fair R/C Demo and Picnic
September 5	R/C For Charity Fly In
December 6	Propbusters Swap and Breakfast



June Events

6th	Club Breakfast	9:00 AM	Cavis Pioneer Restaurant – Lapeer Rd., Wadams
10th	Monthly Club meeting	7:00 PM	Propbuster's Field, Goodells County Park
13th	Inter-Club Fly-in	10:00 AM	Propbuster's Field, Goodells County Park
14th	RCCD 2x2 Rally	10:00 AM	Multi wing or multi-engine aircraft only. www.rccd.org
20th	Wolverines Fun-Fly	10:00 AM	Call 810-384-6390 for information
27th	PMAC Warbird Fly-in	10:00 AM	

July Events

4th	Club Breakfast	9:00 AM	Cavis Pioneer Restaurant – Lapeer Rd., Wadams
8th	Monthly Club Meeting	9:30 AM	Propbuster's Field, Goodells County Park
11th	Bi-Plane Rally	10:00 AM	Propbuster's Field, Goodells County Park
18th	East Wings Fun-Fly	10:00 AM	New East Wings Field
26th	RCCD 4-Stroke Rally	10:00 AM	www.rccd.com

August Events

1st	4-H Fair R/C Demo and Picnic	9:00 AM	Propbuster's Field, Goodells County Park
9th	PMAC Electric Fun-fly and Breakfast	8:00 AM	Pontiac Lake Recreation Area
12th	Monthly Club Meeting	7:00 PM	Propbuster's Field, Goodells County Park
15th-16th	RCCD Combat	8:30 AM	www.rccd.com
29th	SMAC Toy's for Tot's	10:00 AM	Arnold Field, Crosswell MI

